

" I NEED A SIMPLE  
AND RELIABLE  
EDGING SOLUTION  
FOR MY DAILY  
WORKFLOW. "



**NEKSIQ™**

RACE THROUGH WORKLOADS WITH THE NEXT-GENERATION KAPPA



WHEN IT COMES TO QUALITY  
AND PRODUCTIVITY,  
YOUR EXPECTATIONS ARE HIGH.



**NEKSIA™**



WITH NEKSIA™, ESSILOR COMBINES  
YEARS OF EXPERIENCE IN  
HIGH-PERFORMANCE AND PRECISION  
EDGING INTO ONE OF THE MOST  
USER-FRIENDLY AND PRODUCTIVE  
SYSTEMS IN THE WORLD.

# > WORK MORE EASILY



## A TOUCH OF EFFICIENCY

The 8.4-inch color touch-screen display makes navigation a breeze. And you can select the icon-based functions quickly and easily with just the touch of a finger.



## FAST-ACCESS SETTINGS

With all job settings located conveniently on the centering part of the system, you can define your finishing settings quickly and launch edging jobs in just a few clicks. If necessary, you can still adjust settings after the feeler measurement.

## A USER-FRIENDLY 1,000-POSITION JOB DATABASE

Save precious time by easily accessing or storing complete jobs in the database, via the touch screen or optional barcode reader.

# EXPERIENCE WORKFLOW EFFICIENCY



## FAST, EASY AND EXTENDED FRAME TRACING

Equipped with auto frame-type selection, simple clamping and rapid tracing cycles, NEKSIA™ helps you trace any type of frame effortlessly, including children frames, small B-size and large A-size frames.



## CONVENIENT CENTERING AND BLOCKING

NEKSIA™ arms you with valuable features that make centering and blocking straightforward and precise:


- Handle lenses easily with the wide-open centering area
- Increase precision with intelligent targeting and parallax-free working
- Benefit from the intuitive on-screen interface

## AUTOMATIC DRILLING-HOLE RECOGNITION

Achieve even greater productivity thanks to optional features dedicated to automatic detection of drilling holes and flat bevel shapes.



# > ACHIEVE HIGH PERFORMANCE



## IMPROVED AXIS ACCURACY

By combining new edging-cycle algorithms and cutting-force regulation, you're guaranteed optimal results whatever the edging situation :


- Optimized edging speed according to the lens material, shape and lens thickness guarantees fast cycle times, lens positioning and alignment.
- The New Edging Assisted System (EAS) cycle avoids axis deviation on new-generation hydrophobic lenses, rectangular shapes or fragile lenses.

## BEST AUTOMATIC CYCLES

For 90% of your jobs, all it takes are a few clicks to achieve a perfectly calculated bevel, groove or drilling cycle. The lens is well positioned for an aesthetic and perfectly fitted result, no matter what the material or frame type.

## CONSISTENTLY INTELLIGENT CHAMFERING


With NEKSIA's patented flexible chamfering wheel, the pressure applied to the wheel adapts seamlessly to the lens edge depending on the shape and curve of the lens.




Unprecise



Unprecise




Unprecise



With **NEKSIA**



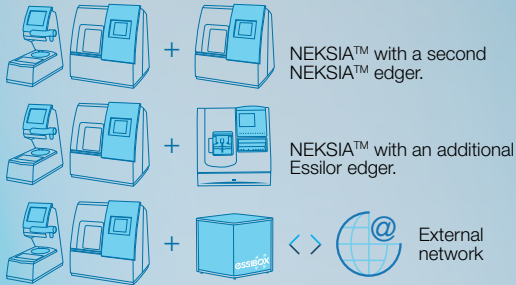
With **NEKSIA**



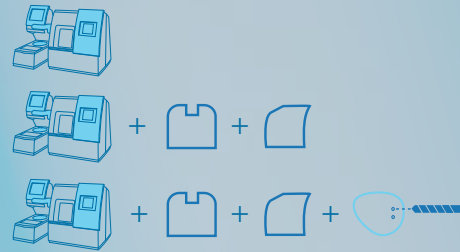
With **NEKSIA**

# TECHNICAL SPECIFICATIONS

## VARIOUS WORKSHOP CONFIGURATIONS



## 3 LEVELS OF CONFIGURATION TO FIT YOUR DAILY NEEDS



### TRACER-CENTERER-BLOCKER

Frame tracing	Automatic binocular tracing in 3 Dimensions - High-precision tracing cycle with rim profile measurement.
Data Storage	1000 positions job database.
Centering	2-way parallax free optical system. Centering cross adapted to each lens type. 3-D compensation* Centering mode: boxing, datum line or x, y.
Centering Help	Zoom mode integrated. Auto confirmation of the centering position based on the focimeter dots.
Shape Modification	Scaling, B side, ½ B side, A side, ½ A side, shape alteration in one point, shape alignment, shape regularity correction.
Optical Tracing	Auto recognition of drilling holes, slots and flat bevel shapes (available only on Neksia Drill).

### EDGER(S)

Lens Measurements*	Simultaneous front and back side of the lens.
Roughing Cycles	Standard (*), and EAS cycle with intelligent approach of the wheel. EAS: Edging Assisted system.
Finishing	<ul style="list-style-type: none"> <li>• <b>Bevel</b>: 3D bevel preview, configurable bevel trajectory (automatic or manual).</li> <li>• <b>Grooving</b>: configurable width and depth (in steps of 0.05mm), configurable positioning (automatic or manual)</li> <li>• <b>Drilling</b>: Automatic adjustment of the drilling angle - From 0.8 to 3.0mm, oblongs, straight or angled notches, half through holes.</li> <li>• <b>Chamfering*</b>: front face and/or back face, by flexible chamfering wheel.</li> <li>• <b>Polishing</b>: flat and bevel.</li> </ul>
Minimum B-size	17mm flat, 18.5mm bevel.
Versions	3 or 4 wheels versions (depending of the material): Mineral, Organic, Mid and High index, Polycarbonate, Trivex, Trybrid, Polishing.

### SYSTEM

Color Touchscreen 8.4" - Auto self test at start up - Auto diagnostics.  
 Statistics and technical history. Ethernet network connectable. Connections for Essibox and PC.  
 ISO 16 284 [OMA 3.09 compatible]. **CE** marking conformity.

	Tracer – Centerer - Blocker	Edger
Dimensions	L 11.0 x W/D 20.5 x H 24.0 in	L 22.0 x W/D 16.5 x H 24.4 in
Weight	50 lb	148 lb
Power consumption	250W	1350W
Power supply	230V or 115V – 50/60Hz	230V or 115V – 50/60Hz

\*Essilor Patented

As improvements are made, these specifications are not contractually binding and may be modified without prior notice.  
 Neksia™ and Essibox® are trademarks of Essilor International.



Essilor Instruments USA  
 8600 W. Catalpa Avenue, Suite 703  
 Chicago, IL 60656 - USA  
 Phone: 855.393.4647  
 Email: info@essilorinstrumentsusa.com  
 www.essilorinstrumentsusa.com

### YOUR CONTACT